

## Lesson Plan

Primary 2 General Studies

**Duration:** 30 mins

**Topic:** Common weather warning signals in Hong Kong




### **Learning Objective**

- 1, Revisiting weather warning signals
- 2, Be aware of the safety problems occurred due to weather changes

### **Teaching Materials**

- 1, PPT
  - 2, Worksheets
-

The Usage of Blackboard

	Answer	
Weather Warning Signals	Dangerous	Safety
 <p><b>No. 8 Tropical Cyclone Warning Signal</b></p>		
 <p><b>Red/ Black Rainstorm Warnings</b></p>		
 <p><b>Very Hot Weather Warning</b></p>		



**Cold Weather Warning**

The Planning of Lesson

Learning Objectives	Learning activities	Learning Process	Remarks/ Resources
<p>Introducing Motivation</p> <p>I. Revisiting weather warning signals (including: Tropical cyclone warnings and watches, rainstorm warning signal, cold/hot weather warning signal)</p>	<p>Teacher' Questions</p> <p>Describe the weather conditions when the weather warning is in effect</p> <p>Student participation</p> <p>Inclement weather represented by a pair of weather warnings</p>	<p>Questions :</p> <p>I. What weather warning signals did we learn in the last lesson?</p> <p>Expected Answer: Tropical cyclone warnings and watches, rainstorm warning signal, Cold/hot weather warning signal</p> <p>II. What are the weather conditions like when these weather warnings are in effect?</p> <p>Expected answer: Bad weather</p> <p>III. When the cold weather warning signal is in effect, please describe the surrounding environment and weather conditions.</p> <p>Expected Answer: Surrounding environment: passers are trembling, wearing thick clothes</p> <p>IV. When the hot weather warning signal is in effect, please describe the surrounding environment and weather conditions.</p>	<p>Q&amp;A : 5minutes</p> <p>Teaching material : powerpoint</p>

		<p>Expected Answer: surrounding environment: passers wear thin clothes, sweating</p> <p>Weather: Very hot, can directly see the sun)</p> <p>V. When the red or black rainstorm signal is in effect, please describe the surroundings and weather conditions.</p> <p>Expected Answer: Surrounding environment: blurred, unclear vision</p> <p>Weather: Heavy rain</p> <p>VI. When no. 8th Storm or Gale signal is in effect, please describe the surrounding environment and weather conditions?</p> <p>Expected Answer: Surrounding environment: things are shaken by the wind</p> <p>Weather: Rain, gale</p>	
<p>Develop</p> <p>1. Know how to keep themselves safe under bad weathers</p> <p>2. Develop the habits of noticing weather conditions</p> <p>3. Be aware of the safety problems occurred due to weather changes</p>	<p>Explain by teacher</p>	<p>Group Work - Role Play</p> <p>Instruction :</p> <p>1. Teacher divided students into 4 groups, each group around 4-5 students.</p> <p>2. Each group will get a worksheet including different weather condition:</p> <ul style="list-style-type: none"> <li>i) No. 8th Tropical Cyclone Warning Signals</li> <li>ii) red or black rainstorm Warning</li> <li>iii) Cold Weather Warning</li> <li>iv) Very Hot Weather Warning</li> </ul> <p>3. Teacher will explain the worksheet and the role play</p>	<p>Explanation : 5 min</p> <p>Discussion : 5 min</p> <p>Role Play : 8 min (Each group 2 min)</p> <p>Teaching materials :</p> <ul style="list-style-type: none"> <li>1. 4 Worksheets</li> <li>2.</li> </ul>



		<p>ii) play a part of the situation that what the main character did and what dangerous are they facing</p> <p>iii) play a part of what should the character do in the situation</p> <p>7. Role assign :</p> <p>Narrator: 1 student</p> <p>Weatherman: 2 students</p> <p>Main character: the other students in the group</p>	
<p>Conclusion</p> <p>1. Learn how to protect themselves under bad weathers</p> <p>2. Develop the habits of noticing weather conditions</p>	<p>Teachers' Questions</p>	<p>Question :</p> <p>1. 「When you encounter bad weather, if we do not take any precaution measure, what will be the consequence?”</p> <p>( There will be danger:</p> <p>e.g. Very Hot Weather Warning - skin will be burned</p> <p>Cold weather warning - body temperature too low</p> <p>2. “We have discussed what are the correct way to overcome bad weather. Then, what should we do when the weather is extremely hot?”</p> <p>( Expected answer :</p> <p>Avoid to do exercises required lots of energy, if we need to go out, we should bring along with umbrella, drink more water, bring fans, etc.)</p> <p>“Under Gale Or Storm Signal No. 8, what should we do?”</p> <p>( Expected answer :</p> <p>Stay in door as there may be accidents occurred )</p> <p>「 Under Cold weather warning , what should we do?”</p> <p>( Expected answer : wear more clothes to prevent getting a cold)</p> <p>「 Under Red/Black rainstorm warning signal, what should we do? 」</p> <p>( Expected answer :</p>	<p>Time: 5 minutes</p> <p>Teaching material :</p> <p>1. White Board</p> <p>2. PowerPoint</p>

		<p>Stay at home, as flooding may occur due to too heavy rainstorm. The sight will be blocked which accidents may easily occur.</p> <p>3."Why we should be aware of the weather conditions?"</p> <p>( It is because there are different precaution measure should be taken under different conditions )</p> <p>4."Because of the above, do you think that pay attention to the weather situation everyday is important?"</p> <p>5. "After this lesson , will you all pay attention to the weather situation in your daily life?"</p> <p>Conclusion : "We should pay attention to the weather situation everyday, and take action to it. Based on different situation, we will have different way to response."</p>	
--	--	---	--