

Lesson Plan

Supervisor: Dr LAM Bick Har

Topic: My Family 2

Level: Kindergarten 3 (level: Medium to high)

Subject: English

Time of lesson: 35 minutes

Number of students: 16

Learning objectives: upon completion of the lesson, students are able to:

Knowledge:

- Master a sentence structure: This is my ...

Ability:

- Understand other students' simple descriptions of their families.
- Introduce the family members briefly in English.

Emotion:

- Deepen students' love for the family.
- Enhance students' cooperation awareness.

Teaching resources (see appendix):

- Textbook
- Electronic devices
- Flash cards of Peppa Pig's family members
- Masks of Peppa Pig's family members
- Drawing paper and crayons

Vocabulary students already known:

Family: family, father, mother, brother, sister, me

Color: red, orange, yellow, green, blue, purple

Number: 1-10

School objects: pencil, pen, book, eraser, desk, chair, ruler, bag



Sentence structure students already known:

- What's your name? - My name is ...

- What color is it? - It's ...

- What's this? - It's a ...

- Who is he/she? - He/She is my...



The Lesson Plan Outline	
Purpose of teaching/Stage	Teaching sequence and activities
<p>1. Lead-in activity (3 min)</p> <p>- To review the family words.</p>	<p>1. Chant & Act</p> <p>- Teacher shows Peppa Pig's family members' flash cards and asks some questions to review.</p> <div style="text-align: center;">  <p>Q: Who is he/she?</p> </div> <p>- Teacher perform the chant with students together.</p> <div style="text-align: center;">  <p>Chant:</p> </div>
<p>2. Sentence structure learning (15 min)</p> <p>- To learn how to introduce family members briefly.</p>	<p>1. Teacher teaches new sentence structure. (5 min)</p> <p>- Teacher shows a family photo of Peppa Pig.</p> <p>- Teacher role plays a pig and introduces the family members.</p>

- To engage students' in group work and develop cooperative learning skills

PPT flash:





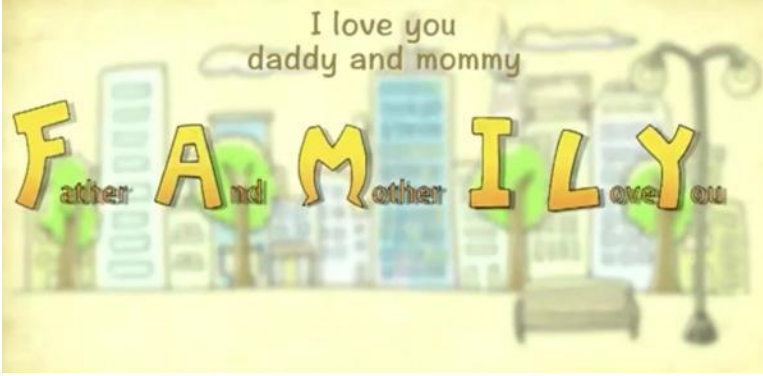


- Teacher uses the new sentence structure to introduce the family members one by one.



2. Activity- Role play. (10 min)

- Students act as Peppa Pig's family members based on the masks and introduce each other.

	  <ul style="list-style-type: none"> - During group activities, the teacher walks around, observes and gives timely help if necessary. - Students share their performs in front of the classroom. - Each group finally chooses their favorite share.
<p>3. Video-watching (5 min)</p> <ul style="list-style-type: none"> - To deep students' love for family. - To cultivate students' sense of family responsibility. 	<p>1. Students watch a public welfare video about family.</p> <p>Video link: https://drive.google.com/file/d/13Zt6TOYXSH5j8zGihaG-TK1bzwHtcCp4/view?usp=sharing</p> <ul style="list-style-type: none"> - Teacher asks 'What is a family?' and guides to say 'Family is made up of the first letter of father and mother I love

	<p>you.!</p>  <p>- Teacher writes down the sentence on the board.</p>
<p>4. Summary (12 min)</p> <ul style="list-style-type: none"> - To review the sentence structure. - To develop creativity. - To enhance communication skills. 	<p>1. Students draw pictures of their families. (10 min)</p> <ul style="list-style-type: none"> - During the drawing time, the teacher will give timely help.  <p>2. Students introduce their family member to the group members by using the new structure. (2 min)</p> 
<p>5. Homework</p> <ul style="list-style-type: none"> - To review new 	<p>1. Students show pictures of their families and introduce the picture to their parents by using the new structure.</p>

<p>sentence structure.</p> <p>- To increase communication and cultivate feelings with parents.</p>	
--	--