



The background is a vibrant yellow color. It is decorated with various abstract geometric shapes and patterns in blue, red, black, and white. These include circles, squares, triangles, and rectangles, some of which are filled with solid colors or patterns like stripes or grids. The shapes are scattered across the page, creating a dynamic and modern aesthetic.

# Festivals in Hong Kong



## **In today's lesson,**

- Bingo
  - Reading a leaflet
  - Jigsaw viewing activity
- 
- 

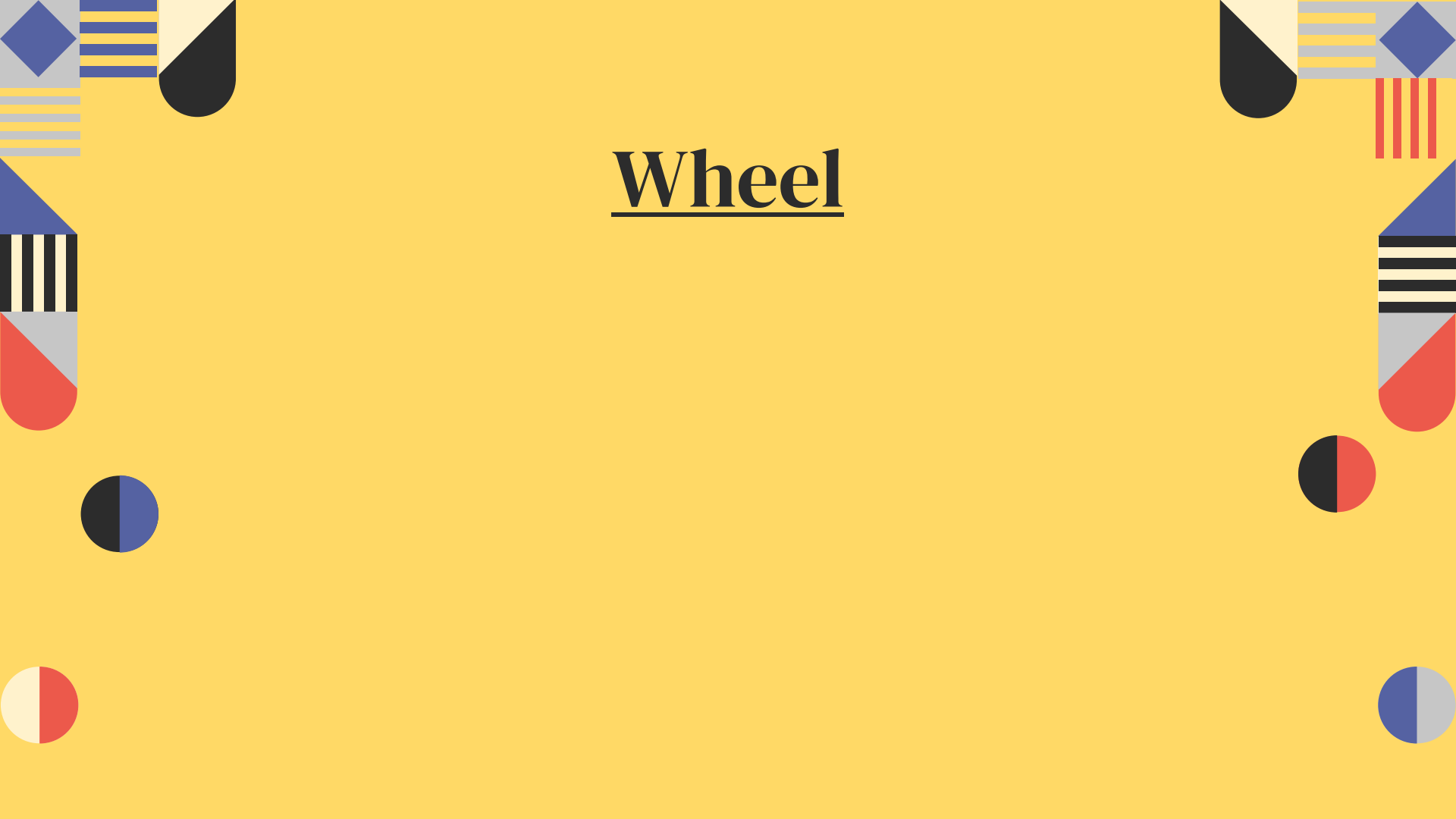
The page features a vibrant yellow background with abstract geometric patterns in the corners. The top-left corner contains a cluster of shapes including a black circle, a red semi-circle, a white semi-circle, a blue semi-circle, and a grey semi-circle. The top-center features a horizontal row of seven circles, each with a different internal geometric design. The bottom-left corner has a blue semi-circle, a black semi-circle, a white semi-circle, a yellow diamond, a red semi-circle, and a white semi-circle. The bottom-center features a red triangle, a white semi-circle, a black and white striped rectangle, and a blue semi-circle. The bottom-right corner shows a black semi-circle, a red circle, and a blue semi-circle. The word "Bingo" is centered in a bold, black, serif font.

# Bingo

# Bingo

- Draw a 4x4 grid. (16 boxes)
- In 2 minutes, write / draw festivals items in the boxes.
- You can only draw up to 3 items for each festival
  - Eg. Christmas → presents, santa clause, christmas tree
- A festival will be randomly selected
- If have the items of that festival, you can circle it
- The first one to get a row wins!

# Wheel



# KWL chart

## K.W.L. Chart

Topic: \_\_\_\_\_

K What I Already Know	W What I Want to know	L What I Have Learned



# Leaflet reading

Name: \_\_\_\_\_ Class: \_\_\_\_\_ ( ) Date: \_\_\_\_\_

## Your guide to the Hungry Ghost Festival in Hong Kong

### What is the Hungry Ghost Festival?←



The Hungry Ghost Festival is a traditional festival celebrated annually in several East Asian countries. ←

### When is it?←

The festival begins on the fifteenth night of the seventh lunar month, which for 2020 falls on 2 September.←

←

←

### Where did this festival come from?←

Originally, Zhongyuan Festival (中元節) was a festival to celebrate the harvest at the beginning of autumn. People worshipped the nature and their ancestors. It was celebrated as early as the Han dynasty (206 BC–220 AD). ↓

According to Chinese folk belief, the gates of Hell are opened in the whole seventh lunar month (usually in August), which allows ghosts to visit the realm of the living. ←





# Hungry Ghost Festival customs in Hong Kong

## ➤ Offerings

During this month, food and drinks are offered to the wandering souls that no one looks after. Joss paper or paper money from the Bank of Hell are also burned as well, giving the ghosts money to spend. Other than paper money, paper models of cars, mansions, TV sets, and clothes, are often offered. So, if you are around during the festival and see some leftovers on the roadside, don't try to grab them as they are offerings for the ghosts!



## ➤ Live performances

Apart from offerings and paying tribute, live performances are held to provide these wandering souls with entertainment. Chinese opera performances are set up on bamboo stages all over the New Territories. You'll notice that the front rows are always left empty. That's because those seats are reserved for the souls!



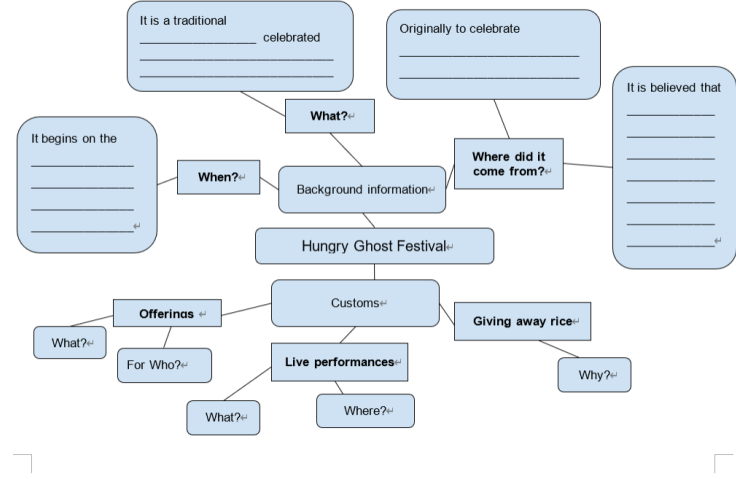
## ➤ Giving away rice

On the last day of the festival, free rice is sometimes given away as well. People donate the rice to community organisers of the festival so that their names are listed on their 'Golden Chart' as a sign of good merit—think of it as gathering good karma in this life for a better afterlife!

# Pair work~

- Breakout rooms
- 3 tasks
  - Text diagram
  - Discussion questions
  - Questions on language use

Part 1: Read the text above and finish the text diagram. You may discuss with your neighbours.





# What have you learnt?

- Structure of a leaflet

Sub-heading, title / topic

- The use of passive voice

Doer is unknown / doer is NOT important

The slide features a bright yellow background with several decorative geometric patterns. In the top-left corner, there is a cluster of shapes including a black circle, a white circle, a red circle, a blue circle, and a grey circle, along with a blue triangle and horizontal lines. The top edge has a horizontal row of seven circles, each containing a different geometric pattern of colors and shapes. The bottom-left corner contains a blue circle, a black circle, a white circle, a yellow diamond, a red circle, and a blue circle. The bottom-center features a red triangle, a white circle, and a black and white striped rectangle. The bottom-right corner shows a black circle, a red circle, and a blue circle. The right edge has a vertical stack of shapes including a black circle, a white circle, a red circle, and a blue circle, along with horizontal lines.

# Jigsaw viewing

The slide features a yellow background with decorative geometric patterns in the corners. The top-left corner has a red circle. The top-right corner has a complex pattern of black, white, red, and blue shapes, including a circle and a square. The bottom-left corner has a dark blue shape with horizontal lines and a red circle. The bottom-right corner has a pattern of blue, black, white, and red shapes, including a circle and a square.

# Jigsaw viewing

- You go to breakout rooms
- In the breakout rooms, you will watch a video on a festival with your groupmates
- There will be some questions for each video so pay attention~

The slide features a bright yellow background with decorative geometric patterns in the corners. The top-left corner has a red circle. The top-center has a horizontal row of five circles with various color and shape combinations (blue, red, white, black, red, blue). The top-right corner has a complex arrangement of shapes including a black circle, a white circle, a red circle, a blue circle, and a black circle with horizontal lines. The bottom-left corner has a black circle with horizontal lines, a red circle, and a blue circle. The bottom-right corner has a blue circle, a black circle with a white triangle, a white circle, a blue circle with a red diamond, a white circle, and a red circle.

**Discussion time~**

The slide features a yellow background with decorative geometric patterns in the corners. The top-left corner has a red circle. The top-center has a horizontal row of five circles, each divided into four quadrants with different colors (blue, red, white, black). The top-right corner has a complex pattern of overlapping circles and squares in black, white, red, and blue. The bottom-left corner has a vertical pattern of a dark blue semi-circle, three horizontal white lines, a dark blue square, a red circle, and a blue semi-circle. The bottom-right corner has a horizontal row of four circles, each divided into four quadrants with different colors (blue, black, white, red).

# Jigsaw viewing

- You will go to another breakout room
- Share with your groupmates:
  - What festival did you watch about
  - What have you discussed with other students.

The slide features a bright yellow background with decorative geometric patterns in the corners. The top-left corner has a red circle. The top-center has a horizontal row of five circles with various color and shape combinations (blue, red, white, black, red, blue). The top-right corner has a complex arrangement of shapes including a black circle, a white circle, a red circle, a blue circle, and a black circle, along with horizontal lines. The bottom-left corner has a black circle, a red circle, and a blue circle. The bottom-right corner has a blue circle, a black circle, a white circle, a red circle, and a blue circle.

**What have you learnt?**





# Homework

Write a leaflet about a festival in Hong Kong

You may choose the festivals we've discussed

OR

any other festivals in HK

The slide features a vibrant yellow background with several decorative geometric patterns. In the top-left corner, there is a cluster of shapes including a black circle, a red and white quarter-circle, a blue circle, and a red quarter-circle. The top edge is adorned with a horizontal row of seven circular motifs, each containing different geometric patterns and colors like blue, yellow, black, red, and white. The bottom-left corner contains a blue circle, a black and white triangle, a yellow diamond, a red circle, and a white circle. The bottom-right corner features a vertical stack of shapes: a black semi-circle, three horizontal black lines, a black square, a red circle, and a blue semi-circle. The word "Summary" is centered in a bold, black, serif font.

# Summary

# KWL chart

## K.W.L. Chart

Topic: \_\_\_\_\_

K What I Already Know	W What I Want to Know	L What I Have Learned

The slide features a yellow background with decorative geometric patterns in the corners. The top center has a horizontal row of five circles, each divided into four quadrants with different colors (blue, red, white, black). The top right corner has a vertical arrangement of shapes including a black circle, a white circle, a red circle, a blue circle, and a black circle. The bottom right corner has a horizontal row of five circles, each divided into four quadrants with different colors (blue, black, white, red).

# Today, we learnt about...

- Structure of a leaflet
- Passive voice
- Different festivals in Hong Kong