

Lesson Plan Outline

Supervisor: Dr LAM Bick Har

Topic: Festivals in Hong Kong

Subject: English

Level: Primary 6 (level: Intermediate)

Time of lesson: 70 minutes (double lesson)

Teaching objectives:

After the lesson, students should be able to...

- Identify different festivals and rituals that are celebrated in HK
- Use passive voice to talk about customs that are done by the general public when introducing festivals.
- Identify the structure and functions of a leaflet.
- Construct a leaflet introducing different festivals in Hong Kong.

Student's prior knowledge

Students are able to...

- Use present tense to present factual information
- Identify the use and the form of passive voice

Teaching innovation and strategies adopted in the lesson, and the justifications:

Both cooperative learning and inquiry learning approaches are adopted in this lesson.

1. Students work in pairs to finish the worksheet in the reading activity.
2. Students work in groups to discuss their discoveries in the jigsaw activity.
3. In the reading activity, answers are not directly given to students.
4. Questions in the reading worksheet are designed to elicit students' thinking and lead students to understanding the relationship between the form and meaning of passive voice.
5. 5W1H questions are used to elicit students' thinking in the jigsaw worksheet.

Teaching Resources: Powerpoint, Leaflet, Electronic devices (IPad), Worksheets (For KWL chart and grammar form)

Teaching material:

Pre-task: bingo sheet, online wheel

While-task: reading passage of leaflet, powerpoint, reading worksheet, youtube videos, jigsaw activity worksheet



Course Materials for use in
TLS3008, TLS6036, and TLS6065 only
Lesson Design Thinking Project (TDG)



Post-task: powerpoint

Abbreviations: Ss - Students, T - Teacher

Appendix:

Appendix I: Bingo sheet

Appendix II: Leaflet of Hungry Ghost Festival

Appendix III: Reading activity worksheet

Appendix IV: Youtube videos

<https://www.youtube.com/watch?v=GZwGqChzasQ>

<https://youtu.be/fpVd822yr7M>

<https://www.youtube.com/watch?v=IMHnGa-dQWU>

<https://www.youtube.com/watch?v=oR61Oqdbmes>

Appendix V: Jigsaw activity worksheets

Appendix VI: KWL chart

Appendix VII: Powerpoint

Purpose of teaching / stage	Teaching sequence and activities	Resources	Time (min)	Assessment
<p>Lead in Activity</p> <p>- To recall Ss' prior knowledge and introduce the topic</p>	<p>1.Ss receive a 4x4 grid and are asked to write/draw items of each festival that they can think of.</p> <p>2.Ss can only write 3 items per festival.</p> <p>3.T randomly pick a festival, and the Ss that got the items of that festival can circle on the boxes.</p> <p>4.The first Ss to get a bingo wins the game.</p> <p>5. T summarizes the activity and brings out the topic of today's lesson.</p> <p>6. Ss completes the first two parts of the KWL chart with T.</p>	<ul style="list-style-type: none"> - Powerpoint (Appendix VII) - Paper Bag with festival Cards / online wheel - Grid papers (Appendix I) - KWL chart (Appendix VI) 	10 mins	Ss' response and the number of cards they wrote
<p>Reading Task for teaching language features and text structure</p> <p>- Learn about the structure of a leaflet by completing a text diagram</p>	<p>1.T guides Ss to read a leaflet about the Hungry Ghost Festival.</p> <p>2. Ss will work in pairs to finish a text diagram in the reading worksheet (appendix 3) to better understand the content and structure (e.g.: headings, subheadings etc.) of the leaflet.</p> <p>3.Ss work on the second part of the worksheet which highlights the use of passive voice (i.e.: using passive voice to emphasize</p>	<ul style="list-style-type: none"> - Powerpoint - Sample leaflet (Appendix II) - Reading activity worksheet (Appendix III) 	25 mins	<p>Observation of Ss' performance in pair work</p> <p>Ss' response to T's questions</p>

<p>- Learn about the use of passive voice under the context of introducing a festival.</p>	<p>the doer) (e.g.: Joss paper is burnt in Hungry Ghost Festival.)</p> <p>4. T surveys around the classroom and offers help for students that are in need.</p> <p>5. T summarizes the part.</p>			
<p>Jigsaw viewing task to learn about the topic of festivals in HK</p> <p>- To give Ss some ideas (content) for their own writing</p> <p>- To help Ss organise their ideas</p>	<p>1. T explains how the jigsaw activity is going to be done.</p> <p>2. Ss are divided into experts groups of 4.</p> <p>3. T handouts the ipads and jigsaw activity worksheet.</p> <p>4. After watching the video, Ss in the expert group work to discuss the guiding questions on the jigsaw activity worksheet.</p> <p>5. Ss group with others Ss who watched different videos to form a home group.</p> <p>5. In the home group, Ss share what they have discovered from the video they have watched and discussion they have had in the expert group.</p> <p>6. T asks Ss to share some of their findings.</p> <p>7. T summarizes the part</p>	<ul style="list-style-type: none"> - Ipads - Videos about festivals (Appendix VI) - Worksheets (Appendix V) 	<p>28 mins</p>	<p>Observation of Ss' performance in group work</p> <p>Ss' completion of worksheet</p>

<p>Post-task and consolidation - To summarize the lesson and consolidate Ss' learning</p>	<p>1.Ss complete a KWL chart. 2. T gives Ss homework - to write a leaflet to introduce a festival. 3. T recaps and concludes the lesson</p>	<p>- KWL chart</p>	<p>7 mins</p>	<p>Ss' performance in the Writing homework</p>
<p>Homework: Ss compose a leaflet of 90- 120 words on a festival of students' own choice.</p>				

Micro-teaching:

- **Lead-in activity: bingo**
- **Introduction and debriefing of reading activity (activity 2)**
- **Debriefing of jigsaw activity (activity 3)**

Appendix I: Bingo sheet**Bingo Worksheet**
Topic: Festivals in Hong Kong

Name: _____ Class: _____ Date: _____

Instructions:

1. Write or draw only 3 items of different festivals to complete the boxes.
2. Circle the box with related festival items when the teacher picks a festival.
3. The first student who has a bingo will win.




Appendix II: Leaflet of Hungry Ghost Festival

Name: _____ Class: _____ () Date: _____

Your guide to the Hungry Ghost Festival in Hong Kong

What is the Hungry Ghost Festival?



The Hungry Ghost Festival is a traditional festival celebrated annually in several East Asian countries.

When is it?

The festival begins on the fifteenth night of the seventh lunar month, which for 2020 falls on 2 September.

Where did this festival come from?

Originally, Zhongyuan Festival (中元節) was a festival to celebrate the harvest at the beginning of autumn. People worshipped the nature and their ancestors. It was

Lesson Design Thinking Project © <https://aclass.eduhk.hk/>
Pun Siu Chi, Lee Ho Chung, Sun Zhuoer, Tam Wan Ting, Yam Tsz Shun

celebrated as early as the Han dynasty (206 BC–220 AD).

According to Chinese folk belief, the gates of Hell are opened in the whole seventh lunar month (usually in August), which allows ghosts to visit the realm of the living.

Hungry Ghost Festival customs in Hong



Kong

- Offerings

During this month, food and drinks are offered to the wandering souls that no one looks after. Joss paper or paper money from the Bank of Hell are also burned as well, giving the ghosts money to spend. Other than paper money, paper models of cars, mansions, TV sets, and clothes, are often offered. So, if you are around during the festival and see some leftovers on the roadside, don't try to grab them as they are offerings for the ghosts!



➤ Live performances

Apart from offerings and paying tribute, live performances are held to provide these wandering souls with



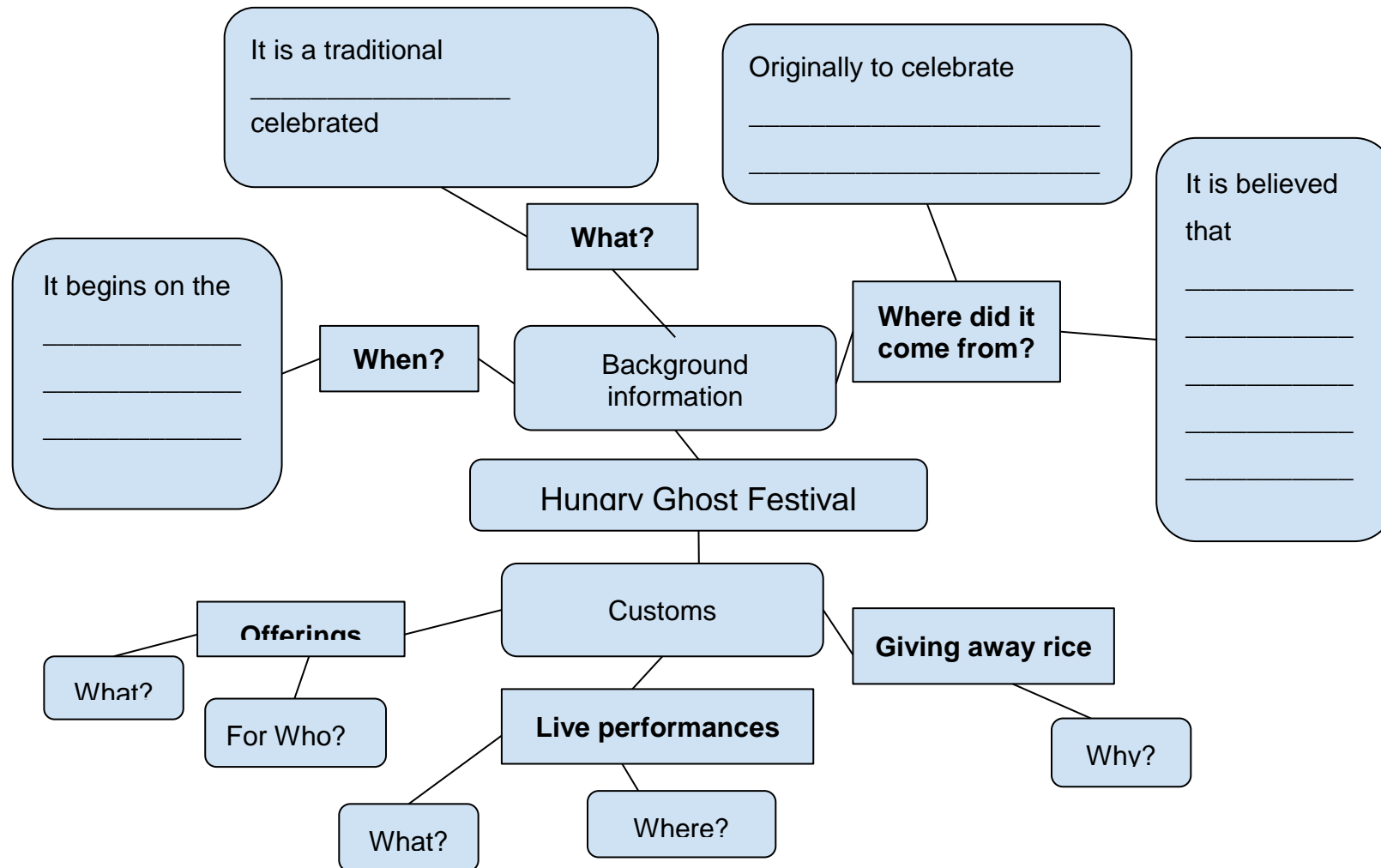
entertainment. Chinese opera performances are set up on bamboo stages all over the New Territories. You'll notice that the front rows are always left empty. That's because those seats are reserved for the souls!

➤ Giving away rice

On the last day of the festival, free rice is sometimes given away as well. People donate the rice to community organisers of the festival so that their names are listed on their 'Golden Chart' as a sign of good merit—think of it as gathering good karma in this life for a better afterlife!

Appendix III: Reading activity worksheet

Part 1: Read the text above and finish the text diagram. You may discuss with your neighbours.



Discussion Questions:

1. How do you know what the text is about?
2. Tell your neighbour where you find the information you need from the text. Is it difficult to find?
3. There are some words that are larger. Why? (hint: think about what you read first.)
4. There are 2 parts in the leaflet. What do they talk about?
5. Do you think the order of the 2 parts can be changed?

Notes from your discussion:

Part 2: Language use

Read the 2nd page of the leaflet and finish the following with your neighbour.

1. List out all the customs mentioned in the leaflet.

e.g.	Food and drinks are offered to the wandering souls.
1.	
2.	
3.	
4.	
5.	
6.	

2. Read the above customs that you have written down. Who does these?

3. Compare the following two sentences:
 - People offer food and drinks to the wandering souls.
 - Food and drinks are offered to the wandering souls.

The 1st sentence talks about **who** does the custom; the 2nd sentence (does / does not).

4. Do you think you need to tell who does the customs? (hint: think about which one is more important. **WHO** does the customs or **WHAT** are the customs?)



Course Materials for use in
TLS3008, TLS6036, and TLS6065 only
Lesson Design Thinking Project (TDG)



Appendix IV: Youtube videos

<https://www.youtube.com/watch?v=GZwGqChzasQ>

<https://youtu.be/fpVd822yr7M>

<https://www.youtube.com/watch?v=IMHnGa-dQWU>

<https://www.youtube.com/watch?v=oR61Oqdbmes>

Appendix V: Jigsaw activity worksheets

Name: _____ Class: _____ () Date: _____

All About Festivals

Student A: Dragon Boat Festival <https://www.youtube.com/watch?v=GZwGqChzasQ>

Student B: Mid-Autumn Festival <https://www.youtube.com/watch?v=fpVd822yr7M&t=4s>

Student C: Cheung Chau Bun Festival <https://www.youtube.com/watch?v=IMHnGa-dQWU>

Student D: Ching Ming Festival <https://www.youtube.com/watch?v=oR61Oqdbmes>

Think about the 5Ws and 1H.

1. When is the festival celebrated? How often is the festival celebrated?
2. Who is / are celebrated or commemorated?
3. Why is the festival celebrated? Any purpose or meaning?
4. Where is the festival celebrated? Any particular place in Hong Kong?
5. How is the festival celebrated?
6. What are the traditions, rituals and ceremonies? What are the food and symbolic objects?
What do they represent?

Read through the questions before watching your assigned video. You may pause and read the subtitles carefully to answer the questions. For student D, you may turn on the CC subtitles yourself.

Student A: Dragon Boat Festival

What traditional event of the festival is shown?

Where in Hong Kong does the event take place?

Who participates in the traditional event? What do they do?

Who is commemorated? Why is he commemorated? What did he do?

What does the event represent?



Student B: Mid-Autumn Festival

When is the festival celebrated? What happens on that day?

Who is celebrated? What did she do?

Why is it celebrated?

Who celebrates the festival? What do they do?

What are the main food? What do they look like? What are they made of? What are inside them?

What are the symbolic objects? Where are they placed? What do they symbolise?

What is the tradition unique to Hong Kong? Where is it held? What happens during the event?

Why is it held?

Where is the festival also celebrated?



Course Materials *for use in*
TLS3008, TLS6036, and TLS6065 *only*
Lesson Design Thinking Project (TDG)



Student C: Cheung Chau Bun Festival

How often is the festival celebrated? How long does it last?

Where is it celebrated? Who celebrates the festival?

What do they do?

What are the main food? What do they mean?

Why is the festival celebrated?



Student D: Ching Ming Festival

What does “Ching Ming” mean? What does the festival mark in the agricultural setting?

Where do people go? What do they do?

Who are commemorated? Where are their ashes stored? Where are their remains?

What are the symbolic objects?

What are the rituals? Why are they practised? What do people believe?

What are the food? Are they burnt or are they consumed? Who consumes the food?

What is the meaning of the festival?

Appendix VI: KWL chart

Name: _____ Class: _____ () Date: _____

KWL chart		
Topic: _____		
What I Know	What I Want to know	What I Learnt

Appendix VII: PowerPoint



1

Festivals in Hong Kong

2

In today's lesson,

- Bingo
- Reading a leaflet
- Jigsaw viewing activity

3

Bingo

4


Bingo

- Draw a 4x4 grid. (16 boxes)
- In 2 minutes, write / draw festivals items in the boxes.
- You can only draw up to 3 items for each festival
 - Eg. Christmas → presents, santa clause, christmas tree
- A festival will be randomly selected
- If have the items of that festival, you can circle it
- The first one to get a row wins!

Hungry Ghost Festival customs in Hong Kong


> Offerings-

During this month, **food and drinks** are offered to the wandering souls that no one looks after. **Joss paper or paper money from the Bank of Hell** are also burned as well, giving the ghosts money to spend. Other than paper money, **paper models of cars, mansions, TV sets, and clothes**, are often offered. So, if you are around during the festival and see some leftovers on the roadside, don't try to grab them as they are offerings for the ghosts!



> Live performances-

Apart from offerings and paying tribute, **live performances are held** to provide these wandering souls with entertainment. **Chinese opera performances are set up** on bamboo stages all over the New Territories. You'll notice that **the front rows are always left empty**. That's because **those seats are reserved** for the souls!



> Giving away rice-


On the last day of the festival, **free rice is sometimes given away as well**. People donate the rice to community organisers of the festival so that **their names are listed on their 'Golden Chart'** as a sign of good merit—think of it as gathering good karma in this life for a better afterlife!

Reviewed and modified from: <https://www.bbc.com/culture/history-guide/hong-kong-festival-hungry-ghost>

9

Pair work~

- Breakout rooms
- 3 tasks
 - Text diagram
 - Discussion questions
 - Questions on language use



10

What have you learnt?

- Structure of a leaflet

Sub-heading, title / topic

- The use of passive voice

Doer is unknown / doer is NOT important

11

Jigsaw viewing

12

Wheel

5

KWL chart


K.W.L. Chart

Topic: _____

K	W	L
What I Already Know	What I Want to Know	What I Have Learned

6

Leaflet reading




7

Name: _____ Class: _____ (L.) Date: _____

Your guide to the Hungry Ghost Festival in Hong Kong

What is the Hungry Ghost Festival?>



The Hungry Ghost Festival is a traditional festival celebrated annually in several East Asian countries. >


When is it?>

The festival begins on the fifteenth night of the seventh lunar month, which for 2020 falls on 2 September. >

Where did this festival come from?>

Originally, Zhongyuan Festival (中元節) was a festival to celebrate the harvest at the beginning of autumn. People worshipped the nature and their ancestors. It was celebrated as early as the Han dynasty (206 BC–220 AD). >

According to Chinese folk belief, the gates of Hell are opened in the whole seventh lunar month (usually in August), which allows ghosts to visit the realm of the living. >



Jigsaw viewing

- You go to breakout rooms
- In the breakout rooms, you will watch a video on a festival with your groupmates
- There will be some questions for each video so pay attention~

13

Discussion time~

14

Jigsaw viewing

- You will go to another breakout room
- Share with your groupmates:
 - What festival did you watch about
 - What have you discussed with other students.

What have you learnt?

Homework

Write a leaflet about a festival in Hong Kong

You may choose the festivals we've discussed

OR

any other festivals in HK

17

Summary

18

KWL chart

K.W.L. Chart		
Topic: _____		
K What I Already Know	W What I Want to Know	L What I Have Learned

Today, we learnt about...

- Structure of a leaflet
- Passive voice
- Different festivals in Hong Kong