




Group	Group D	Duration:	50 min				
Subject:	General Studies	Topic/ Level:	<b>Chapter 3</b> Exploring our World - <b>Module 1 My body/ Primary 1</b>				
<p>Upon completion of the lesson, students should be able to:</p> <ul style="list-style-type: none"> <li>• Describe the function of the eyes</li> <li>• Identify the importance of the eyes in daily life</li> <li>• Raise the awareness of the importance of the eyes protection</li> <li>• Find proper ways of the eyes protection</li> </ul>							
<p>What are the key stages of learning:</p> <table border="1" style="width: 100%;"> <thead> <tr> <th style="background-color: #d9d9d9;">Stage and Purpose of this Stage</th> <th style="background-color: #d9d9d9;">Describe how you arrange students to achieve the purpose</th> </tr> </thead> <tbody> <tr> <td> <p><b>(1) Linking up to learned knowledge</b></p> <ul style="list-style-type: none"> <li>• Five senses (sight, smell, hearing, touch, taste)</li> </ul> <p><b>(2) Gaining the Attention</b></p> <ul style="list-style-type: none"> <li>• A labyrinth game which requires students to use their five sense to complete the task.</li> <li>• Teacher will lead the students to point out that our eyes are one of the essential senses to help them complete the task.</li> </ul> </td> <td> <p><b><u>Warm-up Activity</u></b></p> <ul style="list-style-type: none"> <li>• Revise the ideas of Five senses through PowerPoint</li> <li>• Teacher distributes a labyrinth game sheet to each student, and they are required to finish it in one minute</li> <li>• Teacher encourages students to point out that they need to use eyes and hands to finish this task through questioning</li> <li>• Teacher introduce the topic and the content of the lesson to students</li> </ul> <p><b>Labyrinth game</b></p>  </td> </tr> </tbody> </table>				Stage and Purpose of this Stage	Describe how you arrange students to achieve the purpose	<p><b>(1) Linking up to learned knowledge</b></p> <ul style="list-style-type: none"> <li>• Five senses (sight, smell, hearing, touch, taste)</li> </ul> <p><b>(2) Gaining the Attention</b></p> <ul style="list-style-type: none"> <li>• A labyrinth game which requires students to use their five sense to complete the task.</li> <li>• Teacher will lead the students to point out that our eyes are one of the essential senses to help them complete the task.</li> </ul>	<p><b><u>Warm-up Activity</u></b></p> <ul style="list-style-type: none"> <li>• Revise the ideas of Five senses through PowerPoint</li> <li>• Teacher distributes a labyrinth game sheet to each student, and they are required to finish it in one minute</li> <li>• Teacher encourages students to point out that they need to use eyes and hands to finish this task through questioning</li> <li>• Teacher introduce the topic and the content of the lesson to students</li> </ul> <p><b>Labyrinth game</b></p> 
Stage and Purpose of this Stage	Describe how you arrange students to achieve the purpose						
<p><b>(1) Linking up to learned knowledge</b></p> <ul style="list-style-type: none"> <li>• Five senses (sight, smell, hearing, touch, taste)</li> </ul> <p><b>(2) Gaining the Attention</b></p> <ul style="list-style-type: none"> <li>• A labyrinth game which requires students to use their five sense to complete the task.</li> <li>• Teacher will lead the students to point out that our eyes are one of the essential senses to help them complete the task.</li> </ul>	<p><b><u>Warm-up Activity</u></b></p> <ul style="list-style-type: none"> <li>• Revise the ideas of Five senses through PowerPoint</li> <li>• Teacher distributes a labyrinth game sheet to each student, and they are required to finish it in one minute</li> <li>• Teacher encourages students to point out that they need to use eyes and hands to finish this task through questioning</li> <li>• Teacher introduce the topic and the content of the lesson to students</li> </ul> <p><b>Labyrinth game</b></p> 						

<p><b>(3) Present the content</b></p> <ul style="list-style-type: none"> <li>● To help students understand the function of eyes</li> <li>● To elicit students thinking about the importance of eyes in our daily life</li> </ul>	<p><b><u>Activity 1: Identify the color</u></b></p> <ul style="list-style-type: none"> <li>● Students are divided to a group of 4 people</li> <li>● Teacher distributes candies which are different in colors (e.g. red, green, orange) and fruit flavors (e.g. strawberry, orange) to each group</li> <li>● Students are asked to discuss with group members and classify candies into different groups and match fruit flavors</li> </ul> <p>Teacher then concludes one of the functions of eye: identifying colors and images</p> <p><b><u>Activity 2: Draw the picture</u></b></p> <ul style="list-style-type: none"> <li>● Teacher asks students to cover their eyes with eye mask and asks them to draw the pictures (e.g. sun, cloud, flower) which have different sizes in the different position of the paper (in the right corner, middle...)</li> <li>● Teacher concludes the functions of eye: identifying size and shape</li> <li>● Teacher then concludes the importance of eyes</li> </ul>
<p><b>(4) Provide learning guidance</b></p> <ul style="list-style-type: none"> <li>● To render students to perceive the importance of eyes protection</li> <li>● To understand the ways to protect their eyes</li> </ul> <p><b>(5) Elicit performance</b></p> <ul style="list-style-type: none"> <li>● To practise the eye exercise</li> <li>● To encourage students to protect their eyes through doing exercise</li> </ul>	<p><b><u>ETV</u></b></p> <ul style="list-style-type: none"> <li>● Students watch ETV about eyes and ways to protect eyes</li> <li>● ETV: <a href="https://www.hkedcity.net/etv/resource/433830070">https://www.hkedcity.net/etv/resource/433830070</a> (10:35-14:26)</li> <li>● Teacher asks the questions about the importance of eyes protection</li> </ul> <p><b><u>Activity 3: Eye exercise</u></b></p> <ul style="list-style-type: none"> <li>● Textbook: 今日常識新領域 一年級 第一冊 P.8</li> <li>● Teacher demonstrates eye exercise which is written in the textbook to students</li> <li>● Teacher teaches student step by step</li> </ul>

**(6) Consolidate students' learning**

- To check students' learning process by asking students questions
- Summarize the whole lesson

**Activity 4: quiz competition**

- Students are divided in a group of 4
- Teacher asks students some questions regarding the functions of eyes, the ways to protect eyes etc.
- Students need to raise up their hand and correctly answer teacher's question as fast as they can
- The group answers the question correctly may get one point
- The group getting the highest point is the winner

What are the exit outcomes?

- Commitment letter and Records sheet of eyes exercise

(Students are required to sign the commitment letter which about to protect their eyes with their parents. Students need to make a record for doing eyes exercise in a week with parents' signature.)

Resources to be used identified at this stage:

- Textbook 今日常識新領域 一年級 第一冊
- ETV
- PowerPoint
- worksheet